



18 GHz

SMA

LATCHING

TRANSFER

SWITCH

OPTIONS: /SELF CUT-OFF

**R F CHARACTERISTICS**

FREQUENCY RANGE : 0 - 18 GHz  
IMPEDANCE : 50 Ohms

FREQUENCY (GHz)	0 - 3	3 - 8	8 -12.4	12.4- 18
V.S.W.R <=	1.20	1.30	1.40	1.50
INSERT. LOSS <=	0.20 dB	0.30 dB	0.40 dB	0.50 dB
ISOLATION >=	80 dB	70 dB	65 dB	60 dB
AVER. POWER (*)	240 W	150 W	120 W	100 W

**ELECTRICAL CHARACTERISTICS**

ACTUATOR : LATCHING  
NOMINAL CURRENT AT 25° C (±10%) : 320 mA  
ACTUATOR VOLTAGE (Vcc) : 12V (10.2 to 13V)/ NEGATIVE COMMON  
TERMINALS : solder pins (250 Deg.C max./30 sec)  
SELF CUT-OFF TIME : 40 ms < CT < 120 ms

**MECHANICAL CHARACTERISTICS**

CONNECTORS : SMA female per MIL C 39012  
LIFE : 2.500.000 cycles  
SWITCHING TIME (nominal voltage;25° C) : < 15 ms  
CONSTRUCTION : splashproof  
WEIGHT : < 85 g

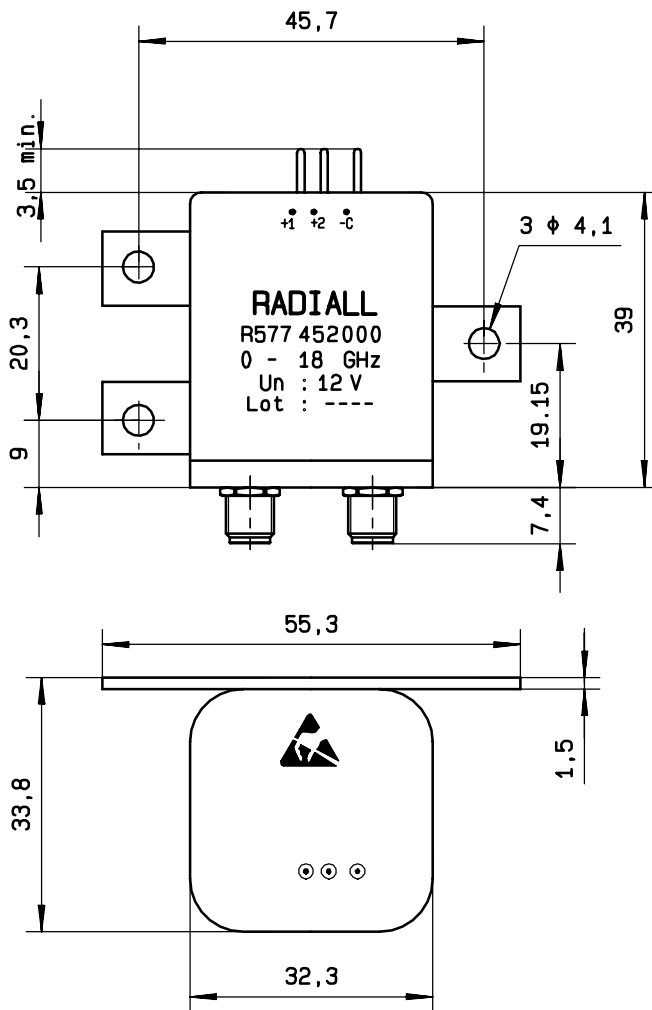
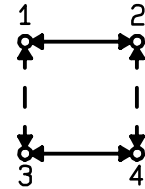
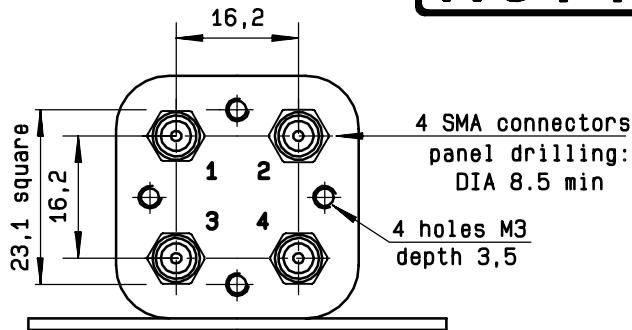
**ENVIRONMENTAL CHARACTERISTICS**

OPERATING TEMPERATURE RANGE (°C) : -40 , +85  
STORAGE TEMPERATURE RANGE (°C) : -55 , +85

(\* : average power at 25° C)

4112-9212 This information is given as an indication. In the continual goal to improve our products, we reserve the right to make any modifications judged necessary

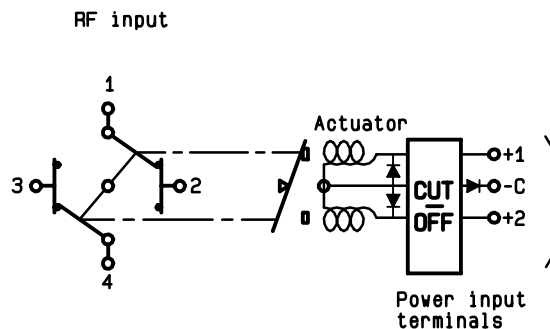
**DRAWING**



General tolerance: ± 0,5 mm

**SCHEMATIC DIAGRAM**

Voltage	RF continuity
- C + 1	1 ↔ 3    2 ↔ 4
- C + 2	1 ↔ 2    3 ↔ 4



4113-9212 This information is given as an indication. In the continual goal to improve our products, we reserve the right to make any modifications judged necessary